

UEC60LSE-Eco-B2

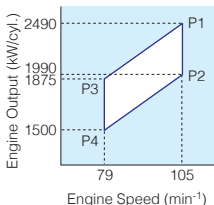
Main data

Cylinder bore	600 mm
Piston stroke	2 400 mm
Stroke / bore	4.00

Tier II

Rated power

Speed	105 min ⁻¹		79 min ⁻¹	
Piston Speed	8.4 m/s		6.3 m/s	
Cyl.	P1	P2	P3	P4
	kW	kW	kW	kW
5	12 450	9 950	9 375	7 500
6	14 940	11 940	11 250	9 000
7	17 430	13 930	13 125	10 500
8	19 920	15 920	15 000	12 000



Specific fuel oil consumption (SFOC)

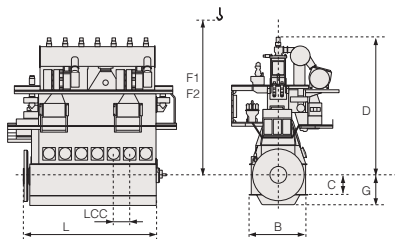
	P1	P2	P3	P4
100% load, g/kWh	166.0	160.0	166.0	159.9
85% load, g/kWh	163.0	157.0	163.0	157.0
75% load, g/kWh	162.1	156.0	162.0	156.0
BMEP, bar	21.0	16.8	21.0	16.8

Low Load Optimize (LLO)

	P1	P2	P3	P4
100% load, g/kWh	167.5	161.5	167.5	161.4
85% load, g/kWh	163.0	157.0	163.0	157.0
75% load, g/kWh	161.4	155.3	161.4	155.3
BMEP, bar	21.0	16.8	21.0	16.8

Principal engine dimension (mm) and weight (tonnes)

Cyl.	L	B	C	D	F1	F2	G	LCC	Weight
5	6 780	3 770	1 300	8 903	10 800	10 040	1 944	1 086	306
6	7 866	3 770	1 300	8 903	10 800	10 040	1 944	1 086	356
7	8 952	3 770	1 300	8 903	10 800	10 040	1 944	1 086	407
8	10 038	3 770	1 300	8 903	10 800	10 040	1 944	1 086	456



UEC60LSE-Eco-B2-EGR

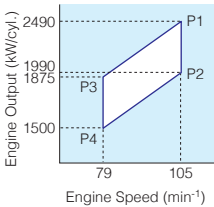
UE Engines

Tier III

Main data

Cylinder bore	600 mm
Piston stroke	2 400 mm
Stroke / bore	4.00

Rated power



Speed	105 min ⁻¹		79 min ⁻¹	
	Piston Speed			
Cyl.	8.4 m/s		6.3 m/s	
	P1	P2	P3	P4
	kW	kW	kW	kW
5	12 450	9 950	9 375	7 500
6	14 940	11 940	11 250	9 000
7	17 430	13 930	13 125	10 500
8	19 920	15 920	15 000	12 000

Tier II mode (of Tier III specification)

Specific fuel oil consumption (SFOC)

Low Load Optimize (LLO)

	P1	P2	P3	P4	P1	P2	P3	P4
100% load, g/kWh	166.0	160.0	166.0	159.9	167.5	161.5	167.5	161.4
85% load, g/kWh	163.0	157.0	163.0	157.0	163.0	157.0	163.0	157.0
75% load, g/kWh	162.1	156.0	162.0	156.0	161.4	155.3	161.4	155.3
BMEP, bar	21.0	16.8	21.0	16.8	21.0	16.8	21.0	16.8

Tier III mode

Specific fuel oil consumption (SFOC)

Low Load Optimize (LLO)

	P1	P2	P3	P4	P1	P2	P3	P4
100% load, g/kWh	167.7	161.6	167.7	161.5	167.7	161.6	167.7	161.5
85% load, g/kWh	164.6	158.6	164.6	158.6	164.6	158.6	164.6	158.6
75% load, g/kWh	163.7	157.6	163.7	157.6	163.7	157.6	163.7	157.6
BMEP, bar	21.0	16.8	21.0	16.8	21.0	16.8	21.0	16.8

UE Engines

LSE